






















Teilleiste

| Teilleiste | | | | Teilleiste | | | | | |
|---|----------------------------------|------------------|---------------|---|--|---|-----------------------------------|------------|-------|
| Art.-Nr. | Bezeichnung | kg | | Art.-Nr. | Bezeichnung | kg | | | |
|  | LOGO.3 Großflächenelement | | |  | LOGO.3 Außenecke | | | | |
| | N179.001.2400 | 240 x 340 cm | 398,00 | | N179.006.0001 | 340 cm | 39,50 | | |
| | siehe auch: | | | | | | | | |
| N176.001.3400 | 340 x 270 cm (S.144) | 398,00 | |  | LOGO.3 Scharnierecke außen | | | | |
| N175.001.3400 | 340 x 135 cm (S.146) | 398,00 | | | N179.007.0001 | 12,5 x 12,5 x 340 cm | 66,00 | | |
|  | LOGO.3 Element | | | |  | LOGO.3 Scharnierecke innen | | | |
| | N179.001.0900 | 90 x 340 cm | 122,00 | | | N179.007.0002 | 30 x 30 x 340 cm | 116,50 | |
| | N179.001.0750 | 75 x 340 cm | 107,50 | | | | | | |
| | N179.001.0600 | 60 x 340 cm | 94,00 | | |  | LOGO.3 Kunststoffausgleich | | |
| | N179.001.0550 | 55 x 340 cm | 88,50 | | | | N179.011.1010 | 1 x 340 cm | 3,70 |
| | N179.001.0500 | 50 x 340 cm | 85,00 | | | | N179.011.1020 | 2 x 340 cm | 7,40 |
| | N179.001.0450 | 45 x 340 cm | 81,00 | | | | N179.011.1030 | 3 x 340 cm | 10,10 |
| | N179.001.0400 | 40 x 340 cm | 75,50 | | | | N179.011.1040 | 4 x 340 cm | 14,80 |
| N179.001.0300 | 30 x 340 cm | 65,00 | N179.011.1050 | 5 x 340 cm | 19,40 | | | | |
| N179.001.0250 | 25 x 340 cm | 58,00 | N179.011.1060 | 6 x 340 cm | 23,20 | | | | |
| N179.001.0200 | 20 x 340 cm | 53,50 | | | | | | | |
|  | LOGO.3 Multielement | | |  | LOGO.3 Ausgleichsblech verzinkt | | | | |
| | N179.004.0900 | 90 x 340 cm | 162,00 | | N179.012.0002 | 5-10 x 340 cm | 24,50 | | |
|  | LOGO.3 Innenecke | | |  | LOGO.3 Anschlagsschiene | | | | |
| | N179.005.0250 | 25 x 25 x 340 cm | 78,00 | | N179.013.0001 | 4 x 340 cm, für 21 mm Schalhaut | 9,80 | | |
|  | LOGO.3 Ausschal-Innenecke | | | N179.013.0002 | 4 x 340 cm, für 27 mm Schalhaut | 9,60 | | | |
| | N179.005.0251 | 25 x 25 x 340 cm | 157,00 | | | | | | |

Technische Änderungen vorbehalten.







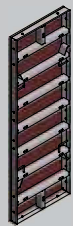

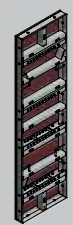

Teileliste

9

| Art.-Nr. Bezeichnung kg | | | | Art.-Nr. Bezeichnung kg | | | |
|---|--|--|---|---|--|---|---|
|  | N178.001.2400 | LOGO.3 Großflächenelement 240 x 305 cm | 360,00 |  | N178.005.0251 | LOGO.3 Ausschal-Innenecke 25 x 25 x 305 cm | 148,00 |
|  | N178.001.1350 | LOGO.3 Midierelement 135 x 305 cm | 217,20 |  | N178.006.0001 | LOGO.3 Außenecke 305 cm | 36,50 |
|  | N178.001.0900 N178.001.0750 N178.001.0600 N178.001.0550 N178.001.0500 N178.001.0450 N178.001.0400 N178.001.0300 N178.001.0250 N178.001.0200 | LOGO.3 Element 90 x 305 cm 75 x 305 cm 60 x 305 cm 55 x 305 cm 50 x 305 cm 45 x 305 cm 40 x 305 cm 30 x 305 cm 25 x 305 cm 20 x 305 cm | 109,00 96,00 84,00 79,00 76,00 71,50 67,50 58,00 51,50 48,00 |  | N178.007.0001 | LOGO.3 Scharnierecke außen 12,5 x 12,5 x 305 cm | 58,50 |
|  | N178.004.0900 | LOGO.3 Multielement 90 x 305 cm | 144,50 |  | N178.007.0002 | LOGO.3 Scharnierecke innen 30 x 30 x 305 cm | 105,00 |
|  | N178.005.0250 | LOGO.3 Innenecke 25 x 25 x 305 cm | 70,00 |  | N178.011.1010 N178.011.1020 N178.011.1030 N178.011.1040 N178.011.1050 N178.011.1060 | LOGO.3 Kunststoffausgleich 1 x 305 cm 2 x 305 cm 3 x 305 cm 4 x 305 cm 5 x 305 cm 6 x 305 cm | 3,30 6,60 9,90 13,20 17,40 20,90 |





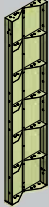
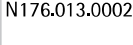



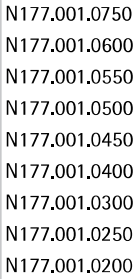
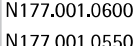
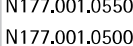
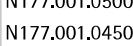
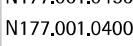
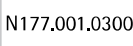
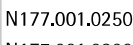
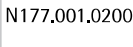



Technische Änderungen vorbehalten.

Teilleiste

| | Art.-Nr. | Bezeichnung | kg | | Art.-Nr. | Bezeichnung | kg | |
|--|---------------|---|-------------|--|---------------|------------------------------|-------------------------|-------|
|      | N178.012.0002 | LOGO.3 Ausgleichsblech verzinkt 5-10 x 305 cm | 21,50 |      | | LOGO.3 Element | | |
| | | N176.001.0900 | 90 x 270 cm | | 95,60 | | | |
| | | N176.001.0750 | 75 x 270 cm | | 84,20 | | | |
| | | N176.001.0600 | 60 x 270 cm | | 73,80 | | | |
| | | N176.001.0550 | 55 x 270 cm | | 69,40 | | | |
| | N176.001.0500 | 50 x 270 cm | 67,00 | | | | | |
| | N176.001.0450 | 45 x 270 cm | 62,60 | | | | | |
| | N176.001.0400 | 40 x 270 cm | 59,20 | | | | | |
| | N176.001.0300 | 30 x 270 cm | 51,00 | | | | | |
| | N176.001.0250 | 25 x 270 cm | 45,40 | | | | | |
| | N176.001.0200 | 20 x 270 cm | 42,00 | | | | | |
| | N178.013.0001 | LOGO.3 Anschlagsschiene 4 x 305 cm, für 21 mm Schalhaut | 8,80 | | | | LOGO alu Element | |
| | N178.013.0002 | 4 x 305 cm, für 27 mm Schalhaut | 8,60 | | | N176.901.0900 | 90 x 270 cm | 59,90 |
| | | | | | | N176.901.0750 | 75 x 270 cm | 52,70 |
| | | | | | | N176.901.0600 | 60 x 270 cm | 45,50 |
| | | | | | N176.901.0550 | 55 x 270 cm | 43,10 | |
| | | | | | N176.901.0500 | 50 x 270 cm | 41,00 | |
| | | | | | N176.901.0450 | 45 x 270 cm | 38,60 | |
| | | | | | N176.901.0400 | 40 x 270 cm | 36,20 | |
| | | | | | N176.901.0300 | 30 x 270 cm | 30,30 | |
| | N176.001.3400 | LOGO.3 Großflächenelement 340 x 270 cm | 461,00 | | | LOGO.3 Multielement | | |
| | | | | | N176.004.0900 | 90 x 270 cm | 126,80 | |
| | N176.001.2400 | LOGO.3 Großflächenelement 240 x 270 cm | 311,00 | | | LOGO alu Multielement | | |
| | | | | | N176.904.0750 | 75 x 270 cm | 60,10 | |
| | N176.001.1350 | LOGO.3 Midielement 135 x 270 cm | 199,00 | | | LOGO.3 Innenecke | | |
| | | | | | N176.005.0250 | 25 x 25 x 270 cm | 61,40 | |
| | | | | | | LOGO alu Innenecke | | |
| | | | | | N176.905.0250 | 25 x 25 x 270 cm | 42,00 | |






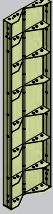
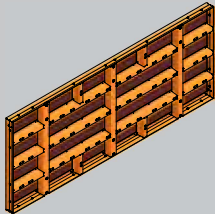

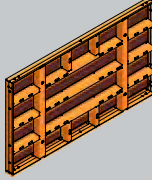

Technische Änderungen vorbehalten.

Teilleiste

| | Art.-Nr. | Bezeichnung | kg | | Art.-Nr. | Bezeichnung | kg |
|---|---------------|---|--------|---|---------------|---|--------|
|  | N176.005.0251 | LOGO.3 Ausschal-Innenecke 25 x 25 x 270 cm | 129,00 |  | N176.012.0002 | LOGO.3 Ausgleichsblech verzinkt 5-10 x 270 cm | 19,50 |
|  | N176.006.0001 | LOGO.3 Außenecke 270 cm | 31,50 |  | N176.013.0001 | LOGO.3 Anschlagsschiene 4 x 270 cm, für 21 mm Schalhaut | 7,80 |
|  | N176.007.0002 | LOGO.3 Scharnierecke innen 30 x 30 x 270 cm | 92,00 |  | N176.013.0002 | 4 x 270 cm, für 27 mm Schalhaut | 7,60 |
|  | N176.007.0001 | LOGO.3 Scharnierecke außen 12,5 x 12,5 x 270 cm | 52,40 |  | N177.001.0900 | LOGO.3 Element 90 x 240 cm | 88,60 |
|  | N176.011.1010 | LOGO.3 Kunststoff- ausgleich 1 x 270 cm | 3,00 |  | N177.001.0750 | 75 x 240 cm | 74,60 |
| | N176.011.1020 | 2 x 270 cm | 6,00 |  | N177.001.0600 | 60 x 240 cm | 66,60 |
| | N176.011.1030 | 3 x 270 cm | 9,00 |  | N177.001.0550 | 55 x 240 cm | 61,70 |
| | N176.011.1040 | 4 x 270 cm | 12,00 |  | N177.001.0500 | 50 x 240 cm | 59,80 |
| | N176.011.1050 | 5 x 270 cm | 15,40 |  | N177.001.0450 | 45 x 240 cm | 55,90 |
| | N176.011.1060 | 6 x 270 cm | 18,50 |  | N177.001.0400 | 40 x 240 cm | 53,00 |
| | | | |  | N177.001.0300 | 30 x 240 cm | 45,80 |
| | | | |  | N177.001.0250 | 25 x 240 cm | 42,30 |
| | | | |  | N177.001.0200 | 20 x 240 cm | 39,80 |
| | | | |  | N177.004.0900 | LOGO.3 Multielement 90 x 240 cm | 116,00 |
| | | | |  | N177.005.0250 | LOGO.3 Innenecke 25 x 25 x 240 cm | 57,00 |

Technische Änderungen vorbehalten.

Teilleiste

| Teilleiste | | | | Teilleiste | | | |
|---|---------------|---|--------|--|----------------------------------|---|--------|
| | Art.-Nr. | Bezeichnung | kg | | Art.-Nr. | Bezeichnung | kg |
|  | N177.005.0251 | LOGO.3 Ausschal-Innenecke 25x25x240 cm | 115,00 |  | N177.012.0002 | LOGO.3 Ausgleichsblech verzinkt 5-10x240 cm | 17,30 |
|  | N177.006.0001 | LOGO.3 Außenecke 240 cm | 25,50 |  | N177.013.0001 | LOGO.3 Anschlagsschiene 4x240 cm, für 21 mm Schalhaut | 6,90 |
|  | N177.007.0001 | LOGO.3 Scharnierecke außen 12,5x12,5x240 cm | 48,00 | N177.013.0002 | 4x240 cm, für 27 mm Schalhaut | 6,70 | |
|  | N177.007.0002 | LOGO.3 Scharnierecke innen 30x30x240 cm | 83,00 |  | N175.001.3400 | LOGO.3 Midielement 340x135 cm | 258,00 |
|  | N177.011.1010 | LOGO.3 Kunststoffausgleich 1x240 cm | 2,60 |  | N175.001.2700 | LOGO.3 Großflächenelement 270x135 cm | 186,00 |
| | N177.011.1020 | 2x240 cm | 5,20 | N175.001.2400 | 240x135 cm | 165,00 | |
| | N177.011.1030 | 3x240 cm | 7,80 |  | N175.001.0900 | LOGO.3 Element 90x135 cm | 53,80 |
| | N177.011.1040 | 4x240 cm | 10,40 | N175.001.0750 | 75x135 cm | 48,00 | |
| | N177.011.1050 | 5x240 cm | 13,70 | N175.001.0600 | 60x135 cm | 41,60 | |
| | N177.011.1060 | 6x240 cm | 16,40 | N175.001.0550 | 55x135 cm | 39,80 | |
| | | | | N175.001.0500 | 50x135 cm | 38,00 | |
| | | | | N175.001.0450 | 45x135 cm | 35,80 | |
| | | | | N175.001.0400 | 40x135 cm | 34,60 | |
| | | | | N175.001.0300 | 30x135 cm | 29,00 | |
| | | | | N175.001.0250 | 25x135 cm | 24,70 | |
| | | | | N175.001.0200 | 20x135 cm | 22,90 | |

Technische Änderungen vorbehalten.

Teilleiste

| Teilleiste | | | | Teilleiste | | | | |
|---------------|----------------------------------|-------|---------------|---------------|--|--------|--|--|
| Art.-Nr. | Bezeichnung | kg | | Art.-Nr. | Bezeichnung | kg | | |
| | LOGO alu Element | | | | LOGO.3 Scharnierecke innen | | | |
| N175.901.0900 | 90 x 135 cm | 36,00 | | N175.007.0002 | 30 x 30 x 135 cm | 46,20 | | |
| N175.901.0750 | 75 x 135 cm | 29,50 | | | | | | |
| N175.901.0600 | 60 x 135 cm | 25,50 | | | | | | |
| N175.901.0550 | 55 x 135 cm | 24,00 | | | | | | |
| N175.901.0500 | 50 x 135 cm | 22,50 | | | | | | |
| N175.901.0450 | 45 x 135 cm | 21,00 | | | | | | |
| N175.901.0400 | 40 x 135 cm | 19,50 | | | | | | |
| N175.901.0300 | 30 x 135 cm | 14,50 | | | | | | |
| | LOGO.3 Multielement | | | | LOGO.3 Kunststoffausgleich | | | |
| N175.004.0900 | 90 x 135 cm | 68,40 | | N175.011.1010 | 1 x 135 cm | 1,50 | | |
| | | | | N175.011.1020 | 2 x 135 cm | 3,00 | | |
| | | | | N175.011.1030 | 3 x 135 cm | 4,50 | | |
| | | | | N175.011.1040 | 4 x 135 cm | 6,00 | | |
| | | | | N175.011.1050 | 5 x 135 cm | 7,70 | | |
| | | | | N175.011.1060 | 6 x 135 cm | 9,30 | | |
| | | | | | | | | |
| | | | | | | | | |
| | LOGO alu Multielement | | | | LOGO.3 Ausgleichblech verzinkt | | | |
| N175.904.0750 | 75 x 135 cm | 36,00 | | N175.012.0002 | 5 - 10 x 135 cm | 10,00 | | |
| | | | | | | | | |
| | LOGO.3 Innenecke | | | | LOGO.3 Anschlagsschiene | | | |
| N175.005.0250 | 25 x 25 x 135 cm | 33,00 | | N175.013.0001 | 4 x 135 cm, SH 21 mm | 3,90 | | |
| N175.905.0250 | 25 x 25 x 135 cm | 22,00 | | N175.013.0002 | 4 x 135 cm, SH 27 mm | 3,80 | | |
| | LOGO alu Innenecke | | | | LOGO.3 Element | | | |
| N175.005.0251 | 25 x 25 x 135 cm | 69,00 | | N173.001.0900 | 90 x 90 cm | 41,50 | | |
| | | | | N173.001.0750 | 75 x 90 cm | 36,00 | | |
| | | | N173.001.0600 | 60 x 90 cm | 31,00 | | | |
| | | | N173.001.0550 | 55 x 90 cm | 29,50 | | | |
| | | | N173.001.0500 | 50 x 90 cm | 28,00 | | | |
| | | | N173.001.0450 | 45 x 90 cm | 26,50 | | | |
| | | | N173.001.0400 | 40 x 90 cm | 25,00 | | | |
| | | | N173.001.0300 | 30 x 90 cm | 21,00 | | | |
| | | | N173.001.0250 | 25 x 90 cm | 19,00 | | | |
| | | | N173.001.0200 | 20 x 90 cm | 17,50 | | | |
| | LOGO.3 Ausschal-Innenecke | | | | LOGO.3 Element mit 8 Spannstellen | | | |
| N175.006.0001 | 135 cm | 15,50 | | N173.001.2700 | 270 x 90 cm | 101,50 | | |
| | | | | | | | | |
| | LOGO.3 Außenecke | | | | LOGO alu Element mit 8 Spannstellen | | | |
| N175.007.0001 | 12,5 x 12,5 x 135 cm | 28,00 | | N173.901.2700 | 270 x 90 cm | 66,00 | | |
| | | | | | | | | |

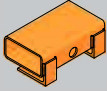
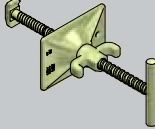
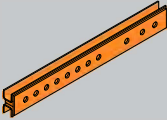

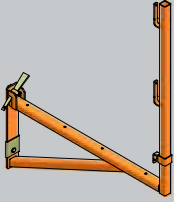
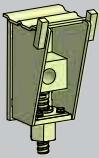



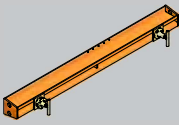



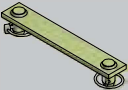
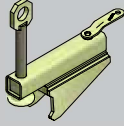

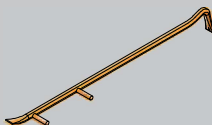
Technische Änderungen vorbehalten.

Teileliste

| | Art.-Nr. | Bezeichnung | kg | | Art.-Nr. | Bezeichnung | kg |
|--|---------------|--|-------|--------------------------------------|---------------|---|------|
| | N173.004.0900 | LOGO.3 Multielement 90 x 90 cm | 57,50 | | N173.012.0002 | LOGO.3 Ausgleichsblech verzinkt 5 - 10 x 90 cm | 7,20 |
| | N173.005.0250 | LOGO.3 Innenecke 25 x 25 x 90 cm | 17,00 | | N173.013.0001 | LOGO.3 Anschlagschiene 4 x 90 cm, für 21 mm Schalhaut | 2,60 |
| | N173.005.0251 | LOGO.3 Ausschal-Innenecke 25 x 25 x 90 cm | 49,50 | | N173.013.0002 | 4 x 90 cm, für 27 mm Schalhaut | 2,50 |
| | N173.006.0001 | LOGO.3 Außenecke 90 cm | 9,50 | | N187.500.0100 | LOGO Keilspanner | 1,80 |
| | N173.007.0001 | LOGO.3 Scharnierecke außen 12,5 x 12,5 x 90 cm | 18,50 | | N187.500.0004 | LOGO Multiklammer verstellbar 0 - 10 cm | 5,30 |
| | N173.007.0002 | LOGO.3 Scharnierecke innen 30 x 30 x 90 cm | 32,50 | | N187.500.0002 | LOGO Spannschraube DW 15x215 kpl. | 1,10 |
| | N173.011.1010 | LOGO.3 Kunststoffausgleich 1 x 90 cm | 1,00 | | N187.500.0106 | LOGO Spannschraube DW 15x100 kpl. | 1,00 |
| | N173.011.1020 | 2 x 90 cm | 2,00 | | N287.500.0026 | Combiklammer LOGO/ Raster-Trapezträger | 2,15 |
| | N173.011.1030 | 3 x 90 cm | 3,00 | <p>Darf nicht geschweißt werden.</p> | | Spannstab, angefast | |
| | N173.011.1040 | 4 x 90 cm | 4,00 | | N189.006.0850 | DW 15x 85cm | 1,19 |
| | N173.011.1050 | 5 x 90 cm | 5,20 | | N189.006.1000 | DW 15x 100cm | 1,40 |
| | N173.011.1060 | 6 x 90 cm | 6,20 | | N189.006.1350 | DW 15x 135cm | 1,85 |
| | | | | | N189.001.0059 | Kugelgelenkplatte DW 15, 10x14 cm (Neigung max.12°) | 1,00 |

Technische Änderungen vorbehalten.

Teilleiste

| | Art.-Nr. | Bezeichnung | kg | | Art.-Nr. | Bezeichnung | kg |
|---|---------------|--|-------|--|-----------------------|---|------|
|  | N187.500.0008 | LOGO Überspannbügel | 2,35 |  | N187.500.0021 | Gurthalterung DW 15 Klemmlänge 6 - 20 cm | 1,95 |
|  | N187.500.0006 | LOGO Distanzschiene 15-50 cm | 7,10 |  | Hakenkopfbolzen DW 15 | | |
|  | N187.500.0005 | LOGO Laufkonsole 90 cm | 13,00 | N187.500.0022 | 300/240 | 0,41 | |
|  | N186.000.0068 | Auflagerkonsole LOGO verstellbar | 7,60 | N187.500.0024 | 400/340 | 0,57 | |
|  | N187.500.0132 | LOGO.3 Aufstockwinkel chromatiert für 21mm Schalhaut | 1,70 | N183.500.0034 | 220/160 | 0,28 | |
|  | N187.500.0136 | LOGO alu Aufstockwinkel pulverbeschichtet für 21mm Schalhaut | 1,70 |  | N187.500.0091 | LOGO Krananhängung KLD 3D chromatiert Tragfähigkeit 1200 kg | 6,90 |
|  | N183.500.0033 | LOGO/Athlet Kombi- schiene 150 cm | 30,00 |  | N187.500.0090 | KLF 3D verzinkt Tragfähigkeit 1200 kg | 5,80 |
|  | N183.500.0040 | Scharniergurt 60° - 180° | 65,00 |  | N187.500.0160 | LOGO.3 Krananhängung KLHD chromatiert Tragfähigkeit 1200 kg | 7,40 |
|  | N187.500.0013 | LOGO Bügel für Schar- nierecke, innen kpl. für 60°, 90° und 135° | 0,81 |  | N187.500.0019 | LOGO Verladehilfe | 0,85 |
| | | | |  | N187.500.0040 | LOGO Ausschalhilfe | 6,00 |
| | | | |  | N187.500.0023 | LOGO Unischaber 100 x 850 cm | 1,20 |
| | | | | | N183.500.0014 | LOGO/Athlet Montage- und Ausschalhebel | 3,10 |

Technische Änderungen vorbehalten.

Teileliste

| | Art.-Nr. | Bezeichnung | kg | | Art.-Nr. | Bezeichnung | kg |
|--|---------------|------------------------------|-------|--|---------------|--|--------|
| | N187.500.0026 | LOGO Zentrierdorn | 0,98 | | N189.000.1021 | Klemme Seitenschutz (bis 60cm) | 5,50 |
| | | LOGO Fundamentspanner | | | N187.500.0097 | LOGO Betonierbühne 120x238 cm klappbar | 127,00 |
| | N187.501.0120 | 12,0 cm | 0,29 | | | | |
| | N187.501.0150 | 15,0 cm | 0,31 | | | | |
| | N187.501.0175 | 17,5 cm | 0,32 | | | | |
| | N187.501.0200 | 20,0 cm | 0,34 | | | | |
| | N187.501.0240 | 24,0 cm | 0,37 | | | | |
| | N187.501.0250 | 25,0 cm | 0,39 | | | | |
| | N187.501.0300 | 30,0 cm | 0,41 | | | | |
| | N187.501.0350 | 35,0 cm | 0,44 | | | | |
| | N187.501.0365 | 36,5 cm | 0,45 | | | | |
| | N187.501.0400 | 40,0 cm | 0,47 | | | | |
| | N187.501.0450 | 45,0 cm | 0,50 | | | | |
| | N187.501.0500 | 50,0 cm | 0,54 | | | | |
| | N187.501.0600 | 60,0 cm | 0,60 | | | | |
| | N187.501.0700 | 70,0 cm | 0,67 | | | | |
| | N187.501.0800 | 80,0 cm | 0,74 | | | | |
| | N187.501.0900 | 90,0 cm | 0,80 | | | | |
| | N187.501.1000 | 100,0 cm | 0,87 | | | | |
| | | | | | N187.500.0130 | LOGO Betonierbühne für Innenecke klappbar | 68,00 |
| | N187.500.0125 | LOGO Lochbandspanner | 1,70 | | N187.500.0114 | Seitenschutz für Betonierbühne | 16,00 |
| | | | | | N287.500.0045 | LOGO Transport- und Stapelwinkel kpl. Kompletter Satz bestehend aus: 4 Transport- und Stapelwinkel 4 Sicherheitsbolzen 12 Ecklager | 67,60 |
| | N940.100.0000 | Lochband 50x2 Rolle 25 m | 16,70 | | | | |
| | N189.000.0001 | LOGO Halterung Seitenschutz | 2,50 | | N287.500.0032 | LOGO Transportwinkel für 5-12 LOGO-Elemente mit Fuß | 9,20 |
| | N189.000.1001 | Pfosten Seitenschutz 120 cm | 3,20 | | | | |
| | N189.000.1010 | Bordbretthalter Seitenschutz | 0,46 | | N189.002.0003 | Transportbox, feuerverzinkt, 120 x 80 x 61 cm | 93,50 |
| | N189.000.1020 | Befestigungsfuß Seitenschutz | 1,42 | | | | |

Technische Änderungen vorbehalten.